



**CORRIGOPRO**

CorrigoPro v5.3  
Release Highlights  
Americas

# Custom fields sharing



- Introducing functionality allowing to view and edit custom fields shared by your customer.
- Populated fields can be viewed in a CruChat and edited in a separate window.

**Note: that some fields are editable, others are read-only depending on your customer's configuration.**

Crazy Raccoon

WO# NL0012 Open  
REQUEST: Request P720

Crazy Raccoon, 5:13 PM  
Click **HERE** to manage your invoice

Oksana has accepted this work order, 5:15 PM

Crazy Raccoon, 5:15 PM  
Click **HERE** if you need to reject this work order

Crazy Raccoon, 5:15 PM  
Indicate which pieces of **EQUIPMENT** you worked on required by the customer

Crazy Raccoon, 5:15 PM  
Please **CHECK IN** when you arrive on site and start working

Crazy Raccoon, 5:26 PM  
**Custom Fields:**  
PO Number: FET56324  
Store Manager: Emilia Clark  
**EDIT CUSTOM FIELDS**

All Type your message or drag and drop files **SEND**

### Custom Fields | WO # NL0012

**PO NUMBER**  
FET56324  
HISTORY

**STORE MANAGER**  
Emilia Clark  
HISTORY

**SUPPLIER STATUS**  
Waiting Delivery

**DELIVERY DATE**  
5/30/2020

**DRIVER**  
Jack Watson

**CLOSE** **SAVE**

# Custom fields sharing



- History of value changes is available for every shared custom field.
- You can open it using “History” button on the “Edit custom fields” window.

### Custom Fields | WO # NL0012

**PO NUMBER**  
FET56324  
HISTORY

**STORE MANAGER**  
Emilia Clark  
HISTORY

**SUPPLIER STATUS**  
Waiting Delivery  
HISTORY

**DELIVERY DATE**  
6/1/2020  
HISTORY

**DRIVER**  
Jack Watsons  
HISTORY

**CLOSE** **SAVE**

### Driver

DATE	USER	VALUE
5/25/2020 12:55 PM	Oksana	Jack Watsons
5/25/2020 12:54 PM	Oksana	Tom Felps
5/25/2020 12:54 PM	Oksana	Jack Watsons

**CLOSE**

# Custom fields sharing – WO Details



Populated custom fields are displayed in the WO Details.

**CrucChat** | **WO DETAILS** | **INTERNAL NOTE**

Crazy Raccoon

WO# NL0012 [Open](#)

REQUEST: Request P720

Warranty: No 1077, NL  
NTE: €372.80 EUR

**ACCOMPANYING MESSAGE**

Send Message content: Service Contact: {{Property.ContactName}} @ {{Property.Phone}} NTE: €372.80 On-Site By: 5/16/2020 4:12 PM Customer: Crazy Raccoon Netherlands Jon Snow

**WORK DESCRIPTION**

ASSET	TASK	DETAILS
Hook floor tools	INSTALL	WO CF Text Autocomplete w Pick List: WO CF Text Autocomplete w/o Pick List: ZS CF1:

**SLAs**

Accept/Reject By: 5/16/2020 1:12 AM  
On-Site By: 5/16/2020 5:12 PM  
Complete By: 5/23/2020 5:12 PM  
Invoice By:

**IVR INFO**

Phone:  
Code:  
Instructions:

**CUSTOM FIELDS | [EDIT](#)**

PO Number: FET56324 Store Manager: Emilia Clark

**WORK ORDER COMPLETION INFO**

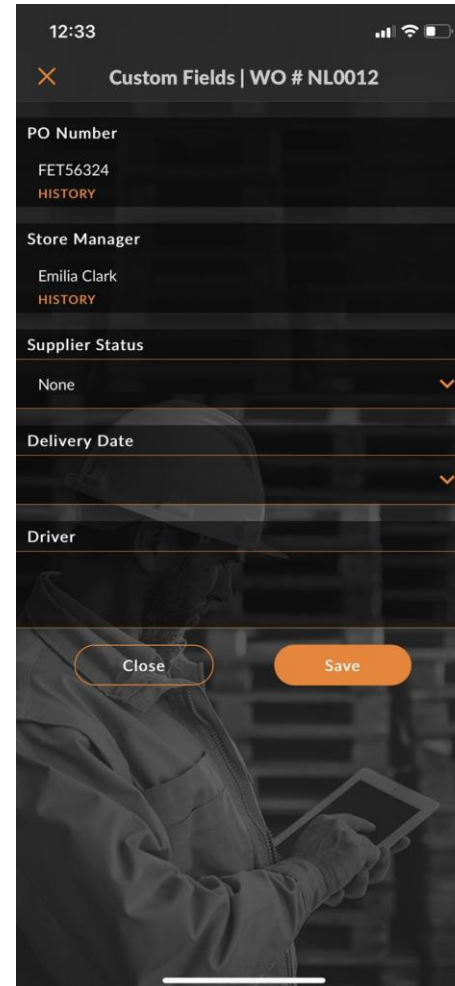
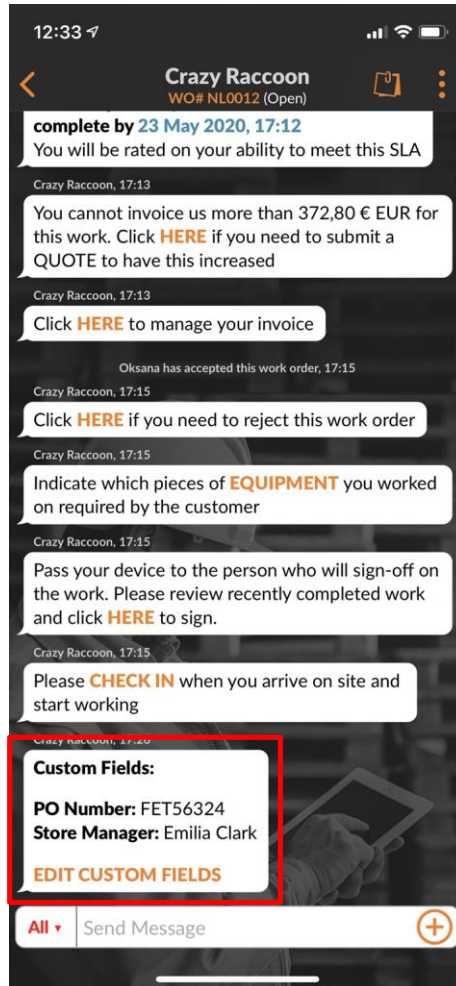
Comment:  
Repair Category:  
Repair Code:

Verification:  
Verification Notes:

# Custom fields sharing – Mobile App



Custom field editing is available via CorrigoPro Mobile application as well.



# Custom fields sharing – Other changes

---



- Populated custom fields are available in WO table view and export to Excel/CSV
- Custom fields are searchable within CorrigoPro
- Custom fields sharing functionality is available also in CorrigoPro Direct


# Auto-generate invoice printout





- Some countries requires invoice printout to be attached to the invoice.
- Corrigo Pro supports such requirement by verifying this on invoice submit.
- Users can now enable the “Auto-generate invoice printout” setting, the system will automatically generate printout of the invoice and attach it during invoice submit if invoice printout attachment is initially missing.


## Settings

**ADVANCED**


Auto-submit invoices with NTE set to 0 (zero)   OFF


Auto-generate invoice printout   ON

WO COMPLETION DETAILS 

ATTACHMENTS 

INVOICE

 INVOICE NL0004 PRINTOUT | Invoice Printout  
Sent on 5/15/2020 4:03 PM by ---

ACTION HISTORY 

## Other Changes

---

- CorrigoPro Mobile - added a confirmation popup for check-in/out/pause when app is unable to get reliable geo coordinates
- WO export to CSV and table view are extended with 2 new columns – “Invoice By” and “Accepted” dates
- It will now be displayed if a branch is marked as a supplier by a customer. Indicator, displaying this, will be added to below a customer name on the “Our Customers” page
- WO printout is extended with rows, where you can add name of person(s), who accepted and completed WO, date of acceptance and completion date
- Performance improvements and bug fixes